

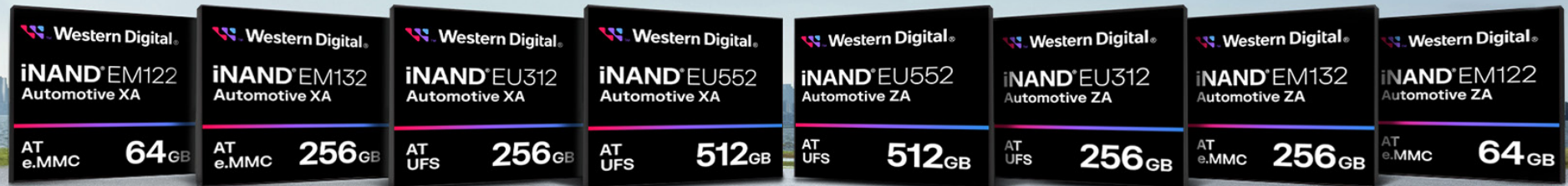


Automotive-Grade UFS and e.MMC Embedded Flash Drives

The Storage You Can Drive On

Designed for the connected and autonomous car market, Western Digital's automotive-grade iNAND® UFS and e.MMC Embedded Flash Drives (EFDs) deliver high-performance and high-reliability storage for a variety of demanding automotive applications. The devices address the evolving needs of traditional applications such as infotainment and vehicle navigation systems, and next generation applications such as Vehicle-to-Vehicle/Infrastructure communications, telematics gateways, digital cluster, drive recorders, and autonomous driving.

Smart partitioning, a sophisticated read refresh algorithm, power fail immunity, and an LDPC ECC engine are just a few of the features that make these some of the most advanced EFDs on the market. With additional industry-leading features including automotive-optimized 3D technology, iNAND SmartSLC™, and deep diagnostics, Western Digital iNAND automotive-grade e.MMC and UFS EFDs empower your data-driven applications.




Advanced Features



3D Technology*

- Higher performance, lower cost and lower power consumption
- Larger effective cell size and less cell-to-cell interference
- Higher reliability margins when compared to 2D NAND with similar bit density



SmartSLC™ & Write Booster*

Western Digital's automotive grade iNAND products feature industry-leading SmartSLC for e.MMC and UFS2.1 and Write Booster for UFS3.1, designed to boost host write performance and leverage the benefits of SLC to maximize device throughput and endurance.

Adaptive mechanisms ensure writes are routed through SLC blocks for superior write speeds and efficiently migrate data to TLC to ensure performance consistency.

Advantages:

Performance:

- Boost sequential and random write performance to SLC level
- SLC-grade latency for better write-driven use cases
- Maintain high performance when media is fragmented
- Persistent performance even when media is full

Endurance:

- Reduce host writes to the TLC area
- Reduces Write Amplification Factor (WAF) to the TLC area
- Increase product endurance and longevity (TBW)

Robustness:

- Leverage SLC's higher resiliency to data corruption
- TLC/SLC redundancy increases power failure handling

*Note: SmartSLC applicable for AT EM132 and AT EU312, Write Booster applicable for AT EU552

Advanced Features



Advanced Device Report

iNAND products offer a proprietary device report feature with detailed information and diagnostics on the firmware and device status at runtime. This information provides a deeper EFD status understanding, on top of the e.MMC and UFS JEDEC specs in an easy-to-use method including:

- Wear-leveling areas and device health
- Voltage droop and occurrences
- Power diagnostics
- WAF (Write Amplification Factor) value
- Lifetime prediction
- Firmware release and update
- Host read and write
- Error detection and correction
- Temperature
- Failures and recovery



Smart Partitioning

iNAND automotive-grade e.MMC and UFS Smart Partitioning implementation creates dedicated, physically separated and individually managed memory areas. This protects specific partitions from the unwanted effects of overuse as well as preventing any impact to the data integrity caused by activities in other areas, thus helping to maximize endurance, data retention and separation.

Separate areas may include:

- TLC/MLC based User Area
- SLC based High Data Retention / Read Intensive / Secured area
- SLC based High Endurance area, tailored for write-intensive applications

Auto/Manual Read Refresh



A sophisticated automatic read refresh algorithm is implemented in the iNAND automotive-grade e.MMC and UFS devices to offer better handling of data retention, read disturb and read refresh. It senses early signs of block degradation and automatically refreshes the data. The algorithm includes multiple types of scans designed to identify affected pages with high Bit Error Rate (BER).

In addition, the host can initiate Refresh via command, which is proprietary in iNAND automotive-grade e.MMC and according to JEDEC UFS3.0 in iNAND automotive-grade UFS.

Advanced Features



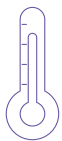
Power Immunity

iNAND automotive-grade e.MMC and UFS devices implement advanced mechanisms for protecting the device and the user data from data loss, data corruption or device damage due to external power failures. This addresses the occurrence of both write abort and voltage droop.



100% Content Preloading and Integrity Post IR Reflow

iNAND automotive-grade e.MMC and UFS are designed to support 100% content preloading (via external programmer) pre-IR reflow and guarantee high data integrity post-IR reflow. This assures that the high temperature experienced during the IR-reflow process does not affect the data integrity of the preloaded data.



Thermal Management

To prevent the damage to the NAND or controller while operating in high temperatures, the iNAND automotive-grade e.MMC and UFS implement a robust thermal management mechanism. This mechanism is activated by default and automatically adjusts the internal power mode to ensure protection from overheating. In addition, the iNAND automotive-grade UFS device supports Temperature Event Notification-a JEDEC UFS3.0 parameter.




Suited for Automotive Applications

iNAND automotive-grade e.MMC and UFS devices undergo rigorous qualification and production testing, and comply with automotive standards such as AEC-Q100 and are qualified to meet and exceed the standard requirements.



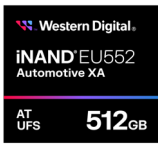

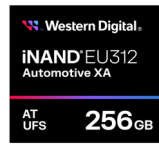
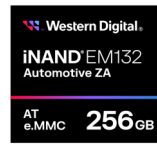
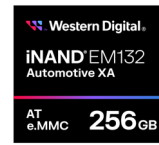
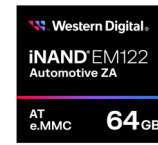



Fast Boot

iNAND automotive-grade e.MMC and UFS devices enable the host to boot from boot partitions/LUs of the device. This feature allows the system to be functional at the proper time. For example, the console display and the remaining car system functionality are needed the moment the driver enters or activates the vehicle. In addition, this feature enables the replacement of SPI NOR for the inherent capability of the iNAND device, reducing BOM costs and board space.



Automotive iNAND® Embedded Flash Devices

																
	iNAND AT EU552 Grade 2	iNAND AT EU552 Grade 3	iNAND AT EU312 Grade 2	iNAND AT EU312 Grade 3	iNAND AT EM132 Grade 2	iNAND AT EM132 Grade 3	iNAND AT EM122 Grade 2	iNAND AT EM122 Grade 3								
Capacity (GB)	64GB – 512GB		16GB – 256GB		32GB – 256GB		8GB – 64GB									
Interface	UFS 3.1		UFS 2.1		e.MMC 5.1 HS400		e.MMC 5.1 HS400									
Operating Temperature	-40°C to 105°C	-40°C to 85°C	-40°C to 105°C	-40°C to 85°C	-40°C to 105°C	-40°C to 85°C	-40°C to 105°C	-40°C to 85°C								
Sequential R/W (MB/s)*	Up to 1600/1200		Up to 800/550		Up to 310/250		Up to 300/125									
Random R/W (IOPS)	Up to 100K/95K		Up to 45K/40K		Up to 20K/12K		Up to 22K/12K									
Enhanced Features	Advanced Health Report, Smart Partitioning, Auto and Manual Refresh, Thermal Management, UFS 3.0 automotive features included		Advanced Health Report, Smart Partitioning, Auto and Manual Refresh, Thermal Management, UFS 3.0 automotive features included		Advanced Health Report, Smart Partitioning, Auto and Manual Refresh, Thermal Management		Advanced Health Report, Smart Partitioning, Auto and Manual Refresh, Thermal Management									
Package	11.5 × 13 × 1.2mm		11.5 × 13 × 1.2mm		11.5 × 13 × 1.0mm, 11.5 × 13 × 1.2mm		11.5 × 13 × 0.8mm, 11.5 × 13 × 1.0mm, 11.5 × 13 × 1.2mm									
Ordering Information	SDINFDQ6-##G-ZA1	SDINFDQ6-##G-XA1	SDINDDH6-##G-ZA2	SDINDDH6-##G-XA2	SDINBDA6-##G-ZA1	SDINBDA6-##G-XA1	SDINBDG4-##G-ZA3	SDINBDG4-##G-XA3								

Note: One gigabyte (GB) is equal to one billion bytes. Actual user capacity may be less due to operating environment.

* 1 MB/s = 1 million bytes per second. Based on internal testing; performance may vary depending upon host device, usage conditions, drive capacity, and other factors.



©2024 Western Digital Corporation or its affiliates. All rights reserved. Western Digital, the Western Digital design, the Western Digital logo, iNAND, and SmartSLC are registered trademarks or trademarks of Western Digital Corporation or its affiliates in the US and/or other countries. All other marks are the property of their respective owners. References in this publication to Western Digital products, programs, or services do not imply that they will be made available in all countries. Product specifications provided are sample specifications that are subject to change and do not constitute a warranty. Pictures shown may vary from actual products.

5601 Great Oaks Parkway
San Jose, CA 95119, USA
www.westerndigital.com

OEMProducts@wdc.com for any inquiries.